

SIZE MATTERS – the Streamline paper size guide.

The importance of setting your paper size correctly is fundamental – if you send us a file set up as A3, it will be printed A3. If this is set up incorrectly your artwork may print off-centre, lose corners or be filled with white space. To avoid this, we've created a simple paper size and fold guide, which you can see below.

We'd always recommend that you print and mock up your designs before sending anything to print – you'll need to check functionality such as folds and tear offs are located correctly!

Once you've set your artwork up to the correct paper size, you might want to refer to the Streamline Artwork Submission PDF which is available to download from our website.

Common Paper Folds



4 PAGE SINGLE FOLD



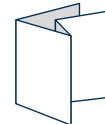
6 PAGE GATE FOLD



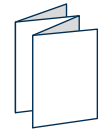
6 PAGE CONCERTINA FOLD



6 PAGE ROLL FOLD



8 PAGE PARALLEL DOUBLE FOLD



8 PAGE CONCERTINA FOLD




8 PAGE FRENCH FOLD



8 PAGE DOUBLE GATE FOLD



12 PAGE CONCERTINA LETTER FOLD



Common paper sizes

